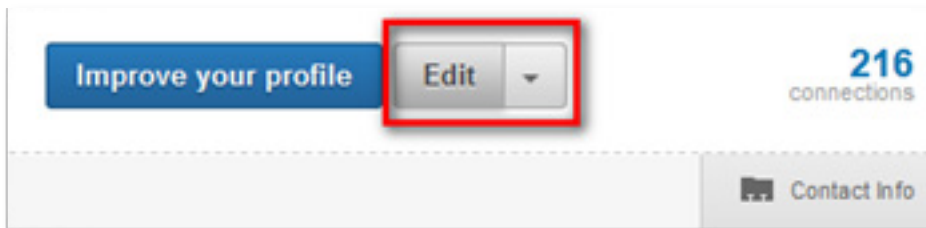



LinkedIn

LinkedIn provides the ability for users to endorse those skills and areas of expertise that an individual has added to their profile. To hide the endorsements section of your profile, follow these easy steps:

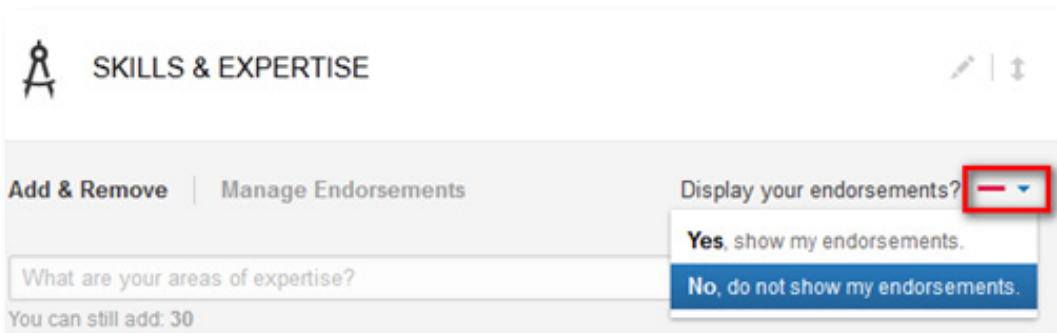
1. While viewing your LinkedIn profile, click the “Edit” button in your profile near your profile photo



2. Scroll down to the “Skills & Expertise” section of your profile, and click the small pencil icon, which allows you to edit that section.



3. An option will then appear to allow you to control the display of endorsements. Select “No, do not show my endorsements” from the menu to hide endorsements in your profile.



4. Scroll back up to the top of your profile, and click the “Save and Exit” button.

